













































	A	B	C	D	E	F
1	Human losses of World War II by country					
2	(Details provided in the footnotes)					
3	Country	Total population 01/01/1939	Military deaths	Civilian deaths due to military activity and crimes against humanity	Total deaths	Deaths as % of 1939 population
4						
5	 Albania^A	1,073,000	30		30	0,1395833333
6	 Australia^B	6,998,000	39,8	700	40,5	0.57
7	 Austria^C	6,650,000	Included with Germany	120	120	see table below
8	 Belgium^D	8,387,000	12,1	75,9	88	1.05
9	 Brazil^E	40,289,000	1	1	2	0.02
10	 Bulgaria^F	6,458,000	22	3	25	0.38
11	 Burma^G	16,119,000	22	250	272	0,0895833333
12	 Canada^H	11,267,000	45,4		45,4	0.40
13	 China^I	517,568,000	3,000,000 to 4,000,000	7,000,000 to 16,000,000	10,000,000 to 20,000,000	0,10625 to 3.86
14	 Cuba^J	4,235,000		100	100	0.00
15	 Czechoslovakia^K	15,300,000	25	300	325	2.12
16	 Denmark^L	3,795,000	2,1	1,1	3,2	0.08
17	 Dutch East Indies^M	69,435,000		3,000,000 to 4,000,000	3,000,000 to 4,000,000	4.03 to 5.76

	A	B	C	D	E	F
3	Country	Total population 01/01/1939	Military deaths	Civilian deaths due to military activity and crimes against humanity	Total deaths	Deaths as % of 1939 population
20	 Estonia (within 1939 borders) ^N	1,122,000		50	50	4.44
21	 Ethiopia ^O	17,700,000	5	95	100	0.06
22	 Finland ^P	3,700,000	95	2	97	0,1263888889
23	 France ^Q	41,700,000	217,6	350	567,6	1.35
24	 French Indochina ^R	24,600,000		1,000,000	1,000,000	4.07
25				to 1,500,000	to 1,500,000	to 6.1
26	 Germany ^S	69,850,000	5,530,000	1,100,000	6,630,000	
27				to 3,150,000	to 8,680,000	see table below
28	 Greece ^T	7,222,000	20	300	320	4.44
29			to 35,100	to 770,000	to 805,100	to 11.15
30	 Hungary ^U	9,129,000	300	280	580	6.35
31	 Iceland ^V	119		200	200	0.17
32	 India (British) ^W	378,000,000	87	1,500,000	1,587,000	0.42
33				to 2,500,000	to 2,587,000	to 0.68
34	 Iran ^X	14,340,000	200		200	0.00
35	 Iraq ^Y	3,698,000	500		500	0.01
36	 Ireland ^Z	2,960,000		200	200	0.00
37	 Italy ^{AA}	44,394,000	301,4	155,6	457	1.03
38	 Japan ^{AB}	71,380,000	2,120,000	500		0,1715277778
39				to 1,000,000	2,620,000 to 3,120,000	to 4.37

	A	B	C	D	E	F
3	Country	Total population 01/01/1939	Military deaths	Civilian deaths due to military activity and crimes against humanity	Total deaths	Deaths as % of 1939 population
40				378	378	1.06
41	Korea ^{AC}	23,400,000		to 483,000	to 483,000	to 2.06
42						
42	Latvia (within 1939 borders) ^{AD}	1,951,000		230	230	0,5125
43						
43	Lithuania (within 1939 borders) ^{AE}	2,442,000		350	350	14.33
44						
44	Luxembourg ^{AF}	295		2	2	0,0472222222
45						
45	Malaya ^{AG}	4,391,000		100	100	2.28
46						
46	Malta ^{AH}	269		1,5	1,5	0.56
47						
47	Mexico ^{AI}	19,320,000		100	100	0.00
48						
48	Mongolia ^{AJ}	819	300		300	0.04
49						
49	Nauru ^{AK}	3,4		500	500	14.07
50						
50	Nepal ^{BG}	6,000,000	Included with British Indian Army			
51						
51	Netherlands ^{AL}	8,729,000	17	284	301	3.45
52						
52	Newfoundland ^{AM}	300	included with the U.K.	100	100	0.03
53						
53	New Zealand ^{AN}	1,629,000	11,9		11,9	0,0506944444
54						
54	Norway ^{AO}	2,945,000	3	6,5	9,5	0.32
55						
55	Papua and New Guinea ^{AP}	1,292,000		15	15	1.17
56						
56				500	557	3.48

	A	B	C	D	E	F
3	Country	Total	Military	Civilian deaths due to	Total	Deaths as % of
4		population	deaths	military activity and crimes against humanity	deaths	1939 population
77			22,572,400	37,585,300	62,171,400	3.17
78	Totals	1,978,167,400	to 25,487,500	to 55,207,000	to 78,511,500	to 4.00
79						
80						
81						

Stato	Abitanti (1939)	Vittime Militari	Vittime Civili	Vittime Totali	Vittime/1000 ab.
Albania	1 100 000	28 000		28 000	1,05
Australia	7 000 000	39 366	735	40 119	0,21
Belgio	8 400 000	12 000	76 000	88 000	0,42
Birmania	17 500 000		60 000	60 000	0,13
Brasile	41 500 000	493		493	0,00
Bulgaria	6 300 000	22 000		22 000	0,13
Canada	11 600 000	39 300		39 300	0,13
Cecoslovacchia	15 300 000	30 000	340 000	370 000	1,00
Cina [1]	530 000 000	4 100 000	15 500 000	19 600 000	37,00
Corea [2]	23 400 000		378 000	378 000	0,67
Danimarca	3 800 000		4 100	4 100	0,04
Estonia	1 100 000		40 000	40 000	1,50
Etiopia	14 100 000	5 000	200 000	205 000	0,59
Filippine	16 400 000	42 000	119 000	161 000	0,38
Finlandia [3]	3 700 000	91 000	2 000	93 000	1,63
Francia [4]	41 700 000	210 000	350 000	560 000	0,54
Germania [5]	78 000 000	5 318 000	2 100 000	7 418 000	4,04
Giappone [6]	78 000 000	1 930 000	700 000	2 630 000	1,38
Grecia	7 200 000	20 000	280 000	300 000	1,71
India	345 000 000	36 100	1 500 000	1 536 100	0,17
Indocina	24 600 000	2 000	485 000	487 000	0,80
Indonesia	70 500 000		400 000	400 000	0,21

Iraq	3 700 000	1 000		1 000	0,00
Isole del pacifico	1 900 000		57 000	57 000	1,25
Italia [7]	43 800 000	313 000	130 000	443 000	0,42
Jugoslavia	15 400 000	300 000	900 000	1 100 000	2,96
Lettonia	2 000 000		220 000	220 000	4,58
Lituania	2 500 000		345 000	345 000	5,75
Lussemburgo	300 000		4 000	4 000	0,54
Malaysia	5 500 000		83 000	83 000	0,63
Malta	300 000		2 000	2 000	0,25
Mongolia	700 000	300		300	0,00
Nuova Zelanda	1 600 000	12 200		12 200	0,30
Norvegia	2 900 000	3 000	7 000	10 000	0,13
Paesi Bassi	8 700 000	12 000	200 000	212 000	1,00
Polonia	34 800 000	123 000	5 500 000	5 623 000	6,71
Regno unito	47 800 000	272 000	93 500	365 500	0,30
Romania	19 900 000	317 000	450 000	767 000	1,59
Singapore	700 000		200 000	200 000	11,88
Spagna	25 500 000	4 000		4 000	0,00
Sudafrica	10 300 000	6 841		6841	0,00
Thailandia	15 300 000	5 647	310	5 957	0,00
Tunisia	2 781 000	1 700	450	2150	0,80
Ungheria	9 200 000	300 000	280 000	580 000	2,63
Unione Sovietica [8]	168 500 000	10 400 000	12 600 000	23 000 000	5,67
USA	132 000 000	405 000	8 000	413 000	0,13

Totale	1 899 500 000	22 564 947	48 525 113	71 090 060	1,54
---------------	---------------	------------	------------	------------	------